

Proudly sponsored by:

Kohnke's Own[®]



THE 2024 Carriage Driving *Ashes*

Welcome!

AND

NATIONS CUP

THE ASHES

This televised Event will be the second 'stay at home' international competition within our Sport. The Arena based Short Format Competition lends itself to being replicated at different venues. The same Compulsory Figures will be used in each country and invigilated via live streaming by 'international' judges; and the Cones Course and Obstacles will be carefully measured to ensure they are as identical as possible.

The Southern Highlands Carriage Club of NSW will be hosting the Australian Short Format National Championships on the same weekend as the UK Championships at Cricklands, albeit 12 hours ahead of the U.K.

The winners of each Class in each country, as well as being their nation's Short Format Champion will become a member of their 'Ashes' Team, and if their score is better than that of the opposing nation, they gain a point. The nation scoring the most points will hold 'The Ashes' until the following year's contest.

THE NATIONS CUP

Australia -v- Nations from around the World...

Carriage Driving nations from around the world will battle it out to see who becomes the first winners of The Nations Cup.

This competition is conducted within 'The Ashes' event, so each Driver will have two (2) chances to gain points for Australia - all done with only one drive of each competition section ie: Compulsory Figures, Cones & Obstacles. Results from both competitions will be calculated within the Scoring Program.



See you soon...
at Bundanoon!



Southern Highlands
Carriage Club

The Competition

The NSW sponsored Championships is an exciting new arena-based event aiming to fill the space between the two and three-day summer events, and the one-day Club events and Indoor winter events to provide a goal for the whole spectrum of carriage drivers across the country.

These Championships will be run over two days. Saturday will be Compulsory Figures, but if Entries are high, this Phase will begin on Friday, 11th August. A new Test has been developed that is a fusion of a traditional Dressage Test and a Precision and Paces Test, known as Compulsory Figures.

The same 'footprint' is driven by all in a 30m x 60m Arena. Novices drive the test predominantly in working trot with a walk and halt and one lengthened stride section. Open Classes drive the same movements but in collected, working and extended trot, working and free walk, halt and rein back and one handed.

It is marked with a 20-box score sheet with 17 movements and 3 collective marks. At the Championships there will be Judges at C, B & E.

Friday and/or Saturday will begin with Phase One – Compulsory Figures driven in the Dressage Arena. This will be followed by Phase Two – Cones, driven at the bottom of the grounds bordering Ferndale Road.

Sunday – Phase Three – Obstacles, driven on the grassed area bordering Quarry Road. The four Obstacles will be built prior to the weekend allowing plenty of time for walking, and the specific Training Package taking place from 6th – 9th August.

Grooms or Back-steppers are considered Navigators in all phases and may talk throughout the whole competition.

RULES & GUIDELINES 2024

These Rules apply to the NSW - sponsored Championships. They are based on the Rules of British Carriage Driving (BC) and have been adopted for Short Format competitions. If something outside the Rules needs a decision it is the duty of the Championship Organising body, or a designated deputy to make a decision in the spirit of the Sport.

The welfare of horses and ponies is paramount. The Organisers reserve the right to intervene if the welfare of any animal is compromised in any way.

STRUCTURE OF THE COMPETITION

This is a Short Format three Phase Competition comprising Compulsory Figures, Cones & Obstacles without a Marathon.

Points amassed in each phase will be converted into Penalties. The Driver with the lowest score at the end of the competition is the Winner. In the event of a tie, the lowest score in the Obstacles will be the Winner.

Classes

1. Intro Pony
2. Intro Horse
3. Small Ponies - Single / Pair All under 91 cm
4. Small Ponies - Tandem / Team All under 91 cm
5. Junior Driver - 8-14 years
6. Senior Driver - 65ish
7. Novice Para Driver
8. Open Para Driver
9. Traditional Pony Cob
10. Traditional Horse Cob
11. Novice Single Pony
12. Novice Single Horse
13. Open Single Pony
14. Open Single Horse
15. Novice Pony Pair
16. Novice Horse Pair
17. Open Pony Pair
18. Open Pony Team
19. Pony Tandem
20. HorseTandem
21. Pony Team
22. Horse Team

A Whip must be carried.

All Drivers must display their competitor number on the carriage.

HORSES & PONIES

Small Ponies (VSE) are under 91 cm.

Ponies are 91 cm not exceeding 149 cm.

Horses are over 149 cm.

Any animal may compete a maximum of twice.

CARRIAGES

Carriages will be of a Marathon type with two or four wheels and may be pneumatic. Scurry vehicles are not permitted.

Minimum width for all phases is 125cm measured on the rear wheels at the ground.

HARNESS

Harness must be safe, comfortable and correctly fitted.

Dual reins are permitted for Juniors as required.

Breeching is compulsory for singles or any vehicle without brakes.

Bitless Bridles are not permitted. No one can be tied to the vehicle. Safety Belts are permitted but must be held at one end by the Navigator.

DRESS

The Competition will be driven in Marathon style dress for all phases.

Securely fastened Helmets are compulsory for all phases and whilst riding on a carriage at all times. Juniors it is recommended, but not mandatory, to wear Body Protectors for all phases and at all times whilst on a carriage.

Gloves are optional.

Whips are compulsory.

Navigators must wear a Number Bib or a number on the carriage in all phases.

Drivers & Navigators

- New Drivers is designed to encourage newcomers – please get in touch to discuss with the Event Secretary if this is suitable for you.
- Junior Drivers must be aged between 8 and 14 years at the date of the competition.
- The Organisers reserve the right to move Drivers to Open if they are considered too experienced for the Novice Class.
- We are happy to discuss which Class suits you.
- Grooms are considered Navigators and may speak and advise Drivers in all phases. Navigators should stand behind the Drivers or may sit next to the Driver in a two-wheel vehicle or if dual reins are being used.
- Junior Drivers must have a Navigator/Groom of at least 18 years.
- Minimum age for Navigators/Grooms is 14 years.
- Teams must have a Navigator of a minimum age of 18 years. The second Groom must be a minimum age of 14 years.
- Small Single Ponies must have a Navigator/Groom on the ground close by to provide assistance if required.
- The Ground Groom should be dressed as any other Navigator/Groom. In the case of VSE Single Pony being driven by a Junior Driver, the Navigator must be on the carriage.
- Small Pony Teams must have a Navigator in the carriage. The Second Groom can opt to be on the ground nearby or ride on the carriage.
- Pony & Horse Teams must have a Navigator on the carriage.
- All other Classes must have a Navigator on the carriage.

COMPULSORY FIGURES

The NSW sponsored Championship Compulsory Figures Test is driven in a 30m x 60m Arena. There is a Novice and an Open version. The same footprint is driven by all. Novices drive predominantly in Working Trot with a Halt, Walk and Lengthened stride section.

Open drive Walk, Free Walk, Rein Back, Collected and Extended Trot and One Handed.

The **Novice Test** is driven by all designated **Novice Classes, Juniors and Small Ponies Classes: 1 - 7, 9 - 12, 15 & 16.**

The **Open Test** is driven by all designated **Open Classes and Multiple Classes: 8, 13, 14 and 17 - 22.**

All movements start with the lead animal's nose at the marker unless otherwise stated.

Errors of Course will be penalised at 5 penalties per occurrence.

Compulsory Figures is marked as a percentage and converted to penalties.

CONES

There will be up to 15 pairs of Cones - of the 15 one may be a multiple (A – D).

There will not be any closed Obstacles.

Penalties will be awarded for any dislodged ball, whether or not the gate has been driven.

The Course will be set at the optimum time of 220m per minute.

The Cones are set at a standard width of 145cm but may be altered at the Course Builder's discretion.

OBSTACLES

There will be four Obstacles of increasing complexity.

Obstacle 1 – A to C (3 gates)

Obstacle 2 - A to D (4 gates)

Obstacle 3 - A to E (5 gates)

Obstacle 4 - A to F (6 gates)

Drivers will start in their Class as a whole, with each driving Obstacle 1, then whole Class moving to Obstacle 2 and so on. When the first Class reaches Obstacle 3, then the next Class will commence at Obstacle 1. The order will remain the same for all four Obstacles.

Each Obstacle must be driven sequentially, ie. A, B, C, etc. Once a gate has been driven, it becomes 'free' and may be driven again in either direction.

To correct an error of course, the Driver must return to the place the error occurred, ie. if they drive A, B, missed C, then D, they must return and drive C. All gates are neutralised until gate C is driven correctly, incurring a Corrected Error of Course of 10 penalties.

If the Driver does the same sequence without returning to pick up the correct track, they will be penalised for an Uncorrected Error of Course of 30 penalties.

If part of an Obstacle becomes dislodged and blocks the route of the Driver, it is the Driver's responsibility to put down their Navigator/Groom and clear the Course, incurring the penalties for a Groom Down. You may NOT drive over any impeding element - to do so will incur 40 penalties.

PENALTIES

Navigator/Groom down (one or both).	5 penalties
Driver dismounting.	20 penalties
Dislodging a ball in Cones/Obstacles.	5 penalties
Above or below the optimum times per commenced second.	1 penalty
Time spent in Obstacles per commenced second	1 penalty
Corrected Error of Course – Cones & Obstacles	10 penalties
Uncorrected Error of Course – Cones & Obstacles	30 penalties
Intentionally driving over a dislodged element	40 penalties

No turnout may start unless properly equipped with Helmets, correct Harness, Competitor Number, etc.

Boots and bandages are acceptable but must be removed for inspection if requested to do so.

The Organiser of this event has taken reasonable precautions to ensure the health and safety of everyone present. For these measures to be effective, everyone must take reasonable precautions to avoid and prevent accidents occurring and must obey the instructions of the Organisers and all Officials and Stewards.

Please see the following pages for:

- Costs to Drivers & Other Information
- Compulsory Figures Tests (Dressage) including Diagrams
- Cones Course Diagram
- Marathon Obstacles Diagrams lettered for specific Training Days
- Obstacles will be re-lettered for Competition.

COMPULSORY FIGURES

Judge

Comp. No

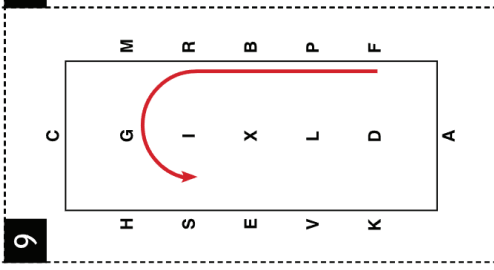
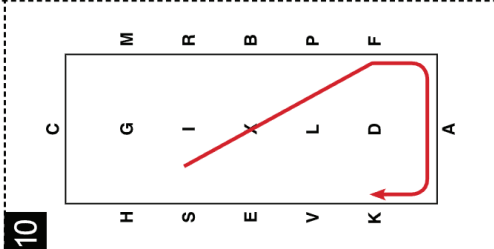

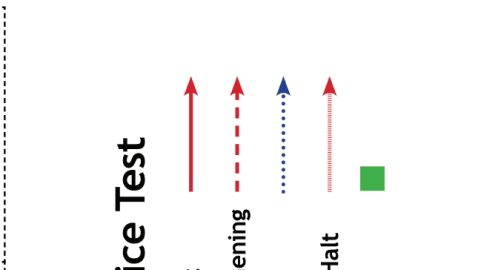
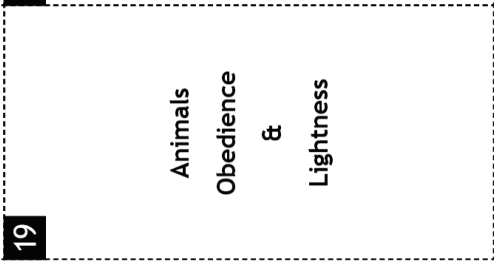
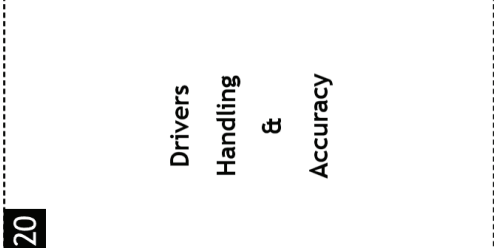

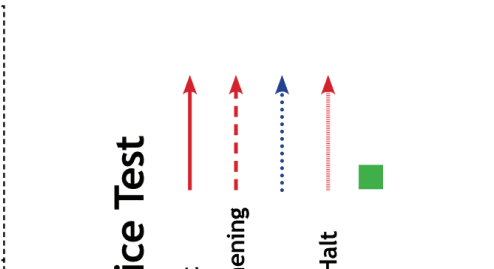
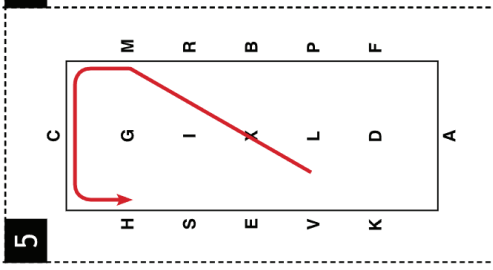
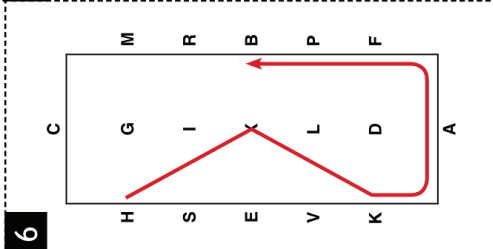
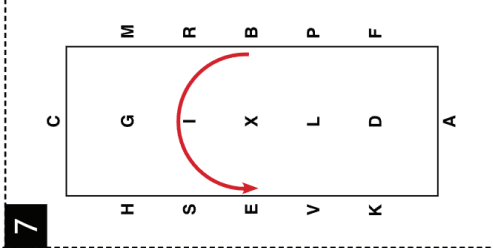
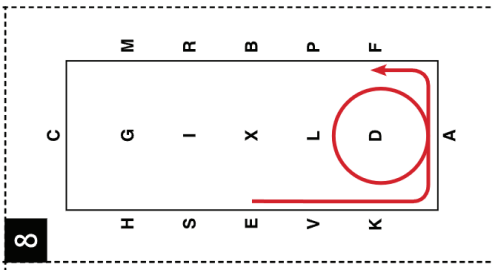
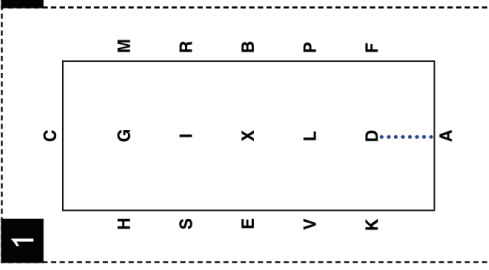
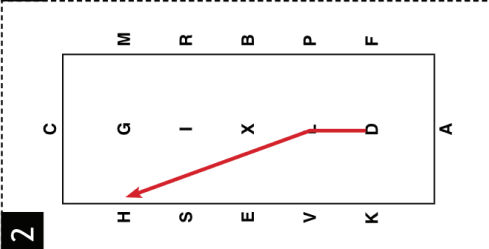
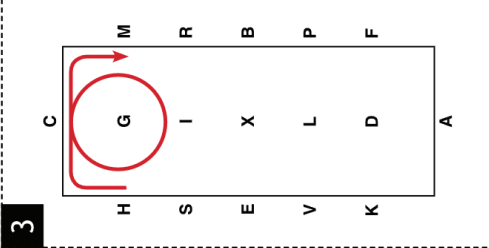
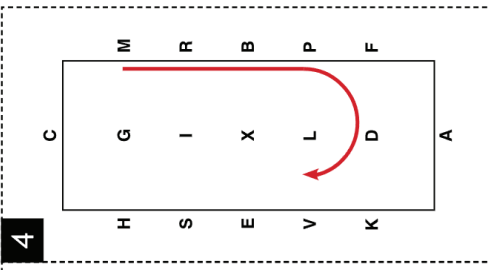
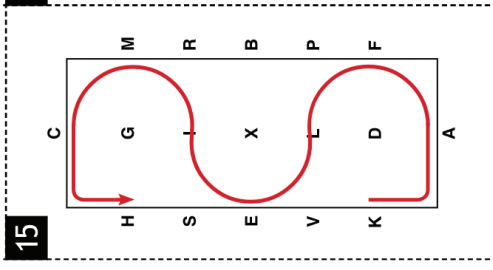
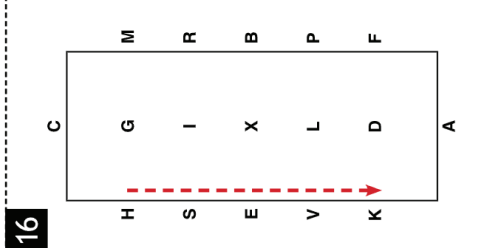
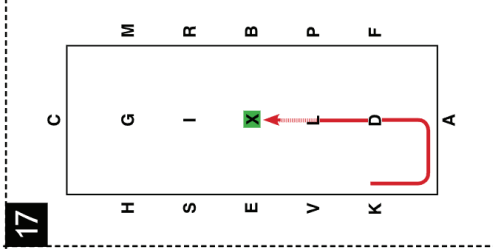
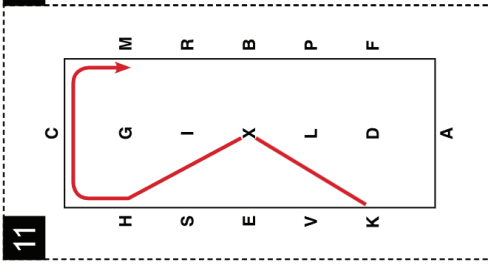
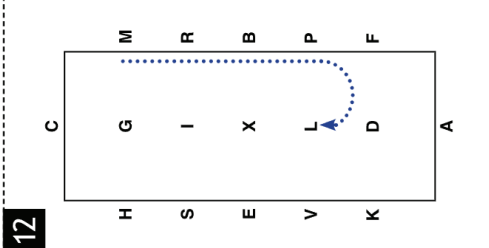
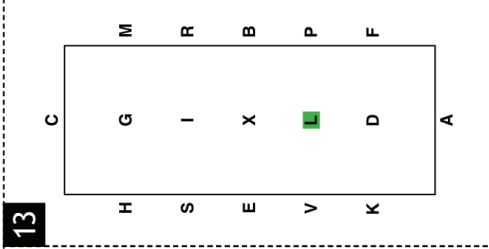
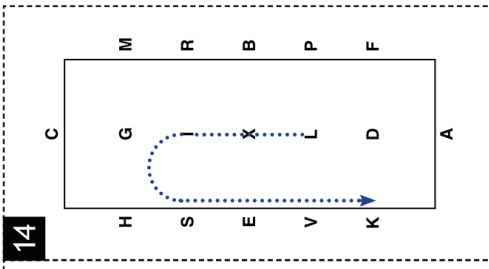
Novice Test

All specified Novice and Small Pony Classes,
 Intro, Juniors, Paras, Veterans and Cobs

Comp.
Name

Class

	Movement	Mark	Comment
1	AD Walk		
2	DLH Working trot		
3	HC Working trot C Working trot 15m circle CM Working trot		
4	MP Working trot P Working trot half circle to quarterline		
5	V-LXM Working trot MCH Working trot		
6	HXKAB Working trot		
7	BE Working trot 30m half circle		
8	EA Working trot A Working trot 15m circle AF Working trot		
9	FPBR Working trot R Working trot half circle to quarterline		
10	S-IXF Working trot FAK Working trot		
11	KXHCM Working trot		
12	MP Walk on bit PL Walk on bit 15m half circle		
13	L Halt 3 seconds driver on L		
14	LXI Walk on bit IS Walk on bit 15m half circle SEVK Walk on bit		
15	KFEMH Working trot serpentine		
16	HSEVK Show lengthening strides		
17	KADL Working trot LX Progressive halt X Halt. Salute		
18	Animals Paces and Impulsion		
19	Animals Obedience and Lightness		
20	Drivers Handling and Accuracy		
Errors	Total		



Novice Test

- Working Trot
- Show Lengthening
- Walk
- Progressive Halt
- Halt

Novice Test

- Working Trot
- Show Lengthening
- Walk
- Progressive Halt
- Halt

Animals
Obedience
&
Lightness

Drivers
Handling
&
Accuracy

Animals
Paces
&
Impulsion

COMPULSORY FIGURES

Judge

Comp. No

Open Test

All specified Open Classes,
 Tandems and Teams

Comp. Name

Class

	Movement	Mark	Comment
1	AD Walk		
2	DLH Working trot		
3	HC Working trot C Collected trot 15m circle CM Working trot		
4	MP Working trot P Collected trot half circle to quarterline		
5	V-LXM Extended trot MCH Working trot		
6	HXKAB Working trot		
7	BE Reins in one hand Collected trot 30m half circle		
8	EA Working trot A Collected trot 15m circle AF Working trot		
9	FPBR Working trot R Collected trot half circle to quarterline		
10	S-IXF Extended trot FAK Working trot		
11	KXHCM Working trot		
12	MPL Walk on bit		
13	L Halt 3 seconds driver on L. Rein back 3 paces		
14	LXI Free walk ISEVK Walk on bit		
15	KFEMH Working trot serpentine		
16	HSEVK Extended trot		
17	KADL Working trot X Halt. Salute		
18	Animals Paces and Impulsion		
19	Animals Obedience and Lightness		
20	Drivers Handling and Accuracy		
Errors		Total	

11

12

13

14

15

16

17

18

**Animals
Paces
&
Impulsion**

Working Trot

Collected Trot

Extended Trot

Walk

Free Walk

Rein Back

Halt

1

2

3

4

5

6

7

8

9

10

**Drivers
Handling
&
Accuracy**

Working Trot

Collected Trot

Extended Trot

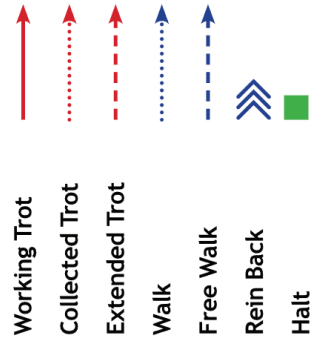
Walk

Free Walk

Rein Back

Halt

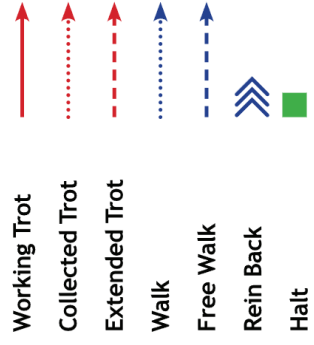
Open Test



**Animals
Obedience
&
Lightness**

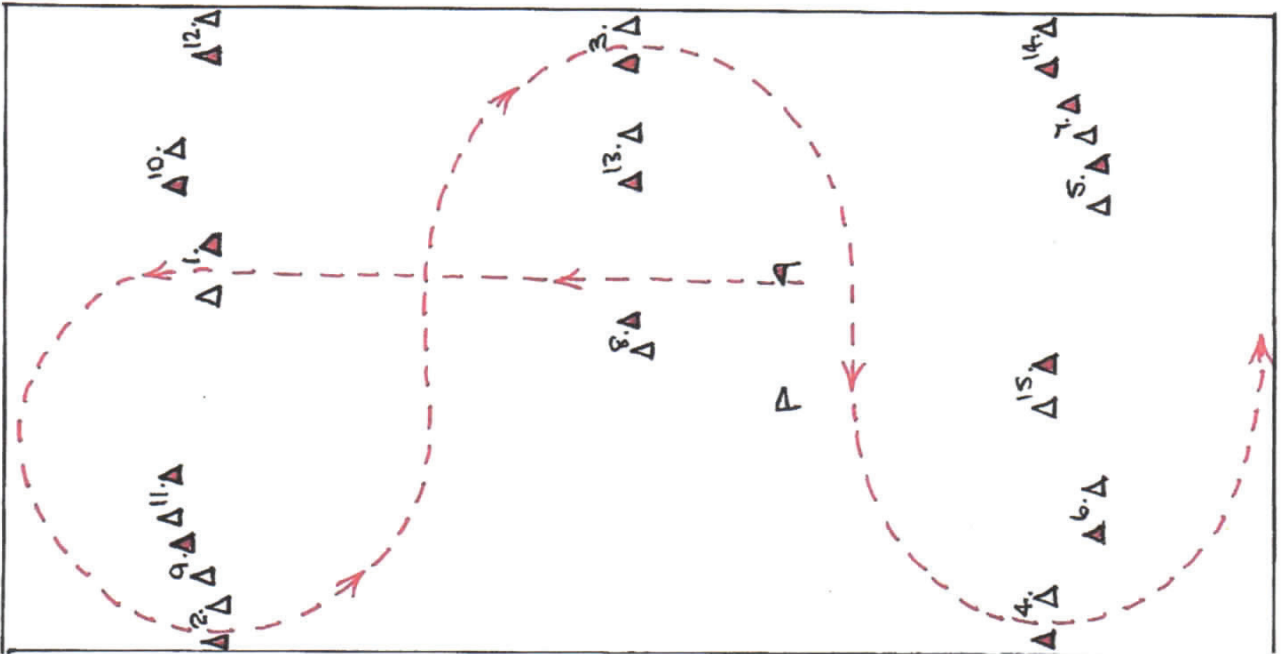
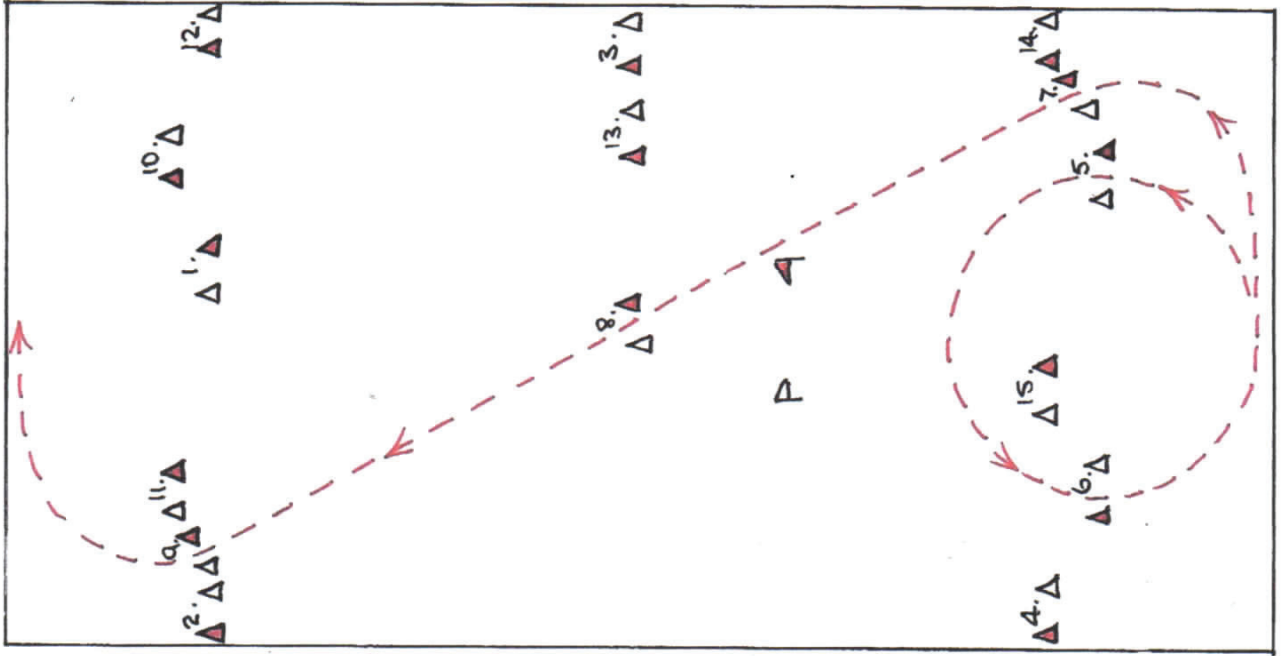
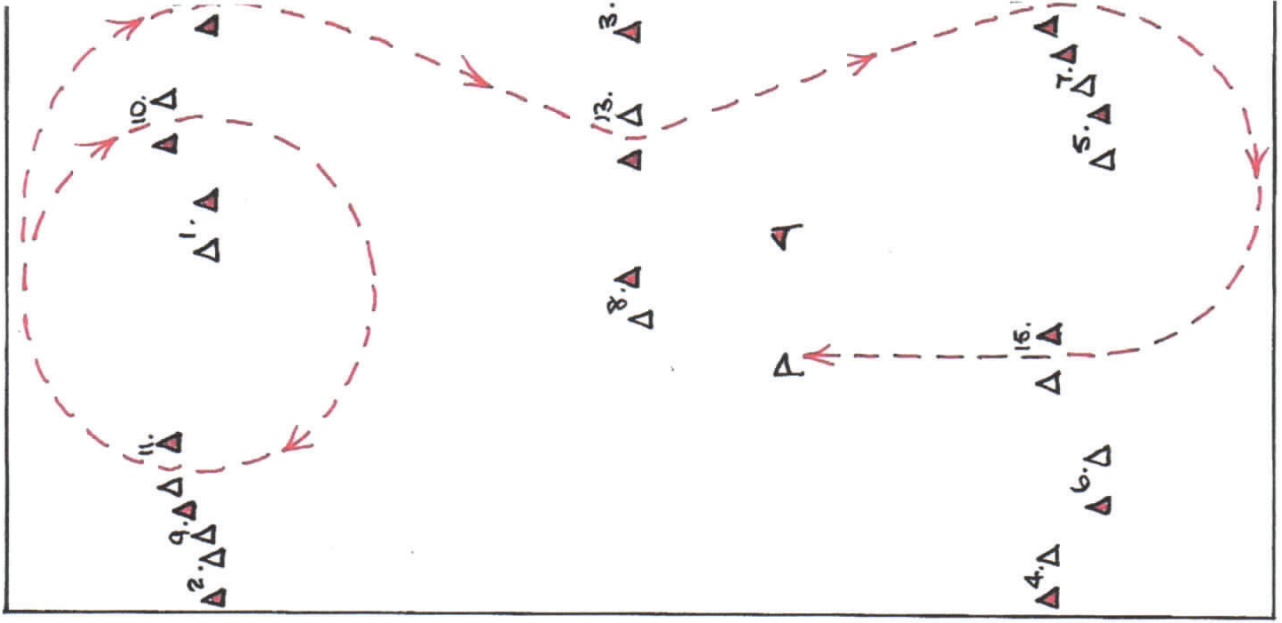
**Drivers
Handling
&
Accuracy**

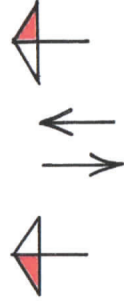
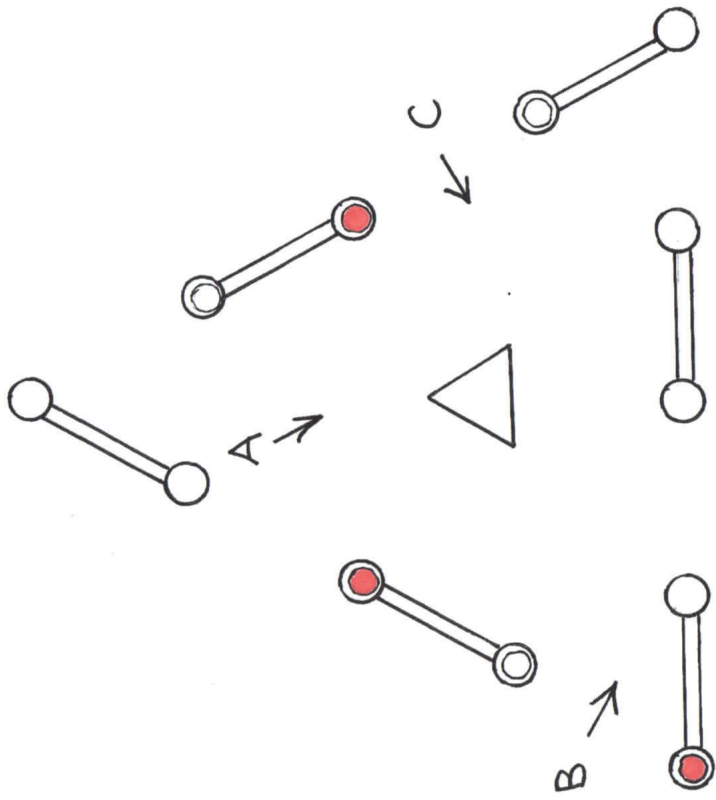
Open Test



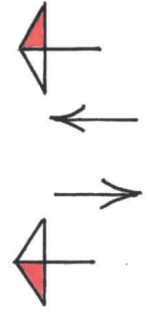
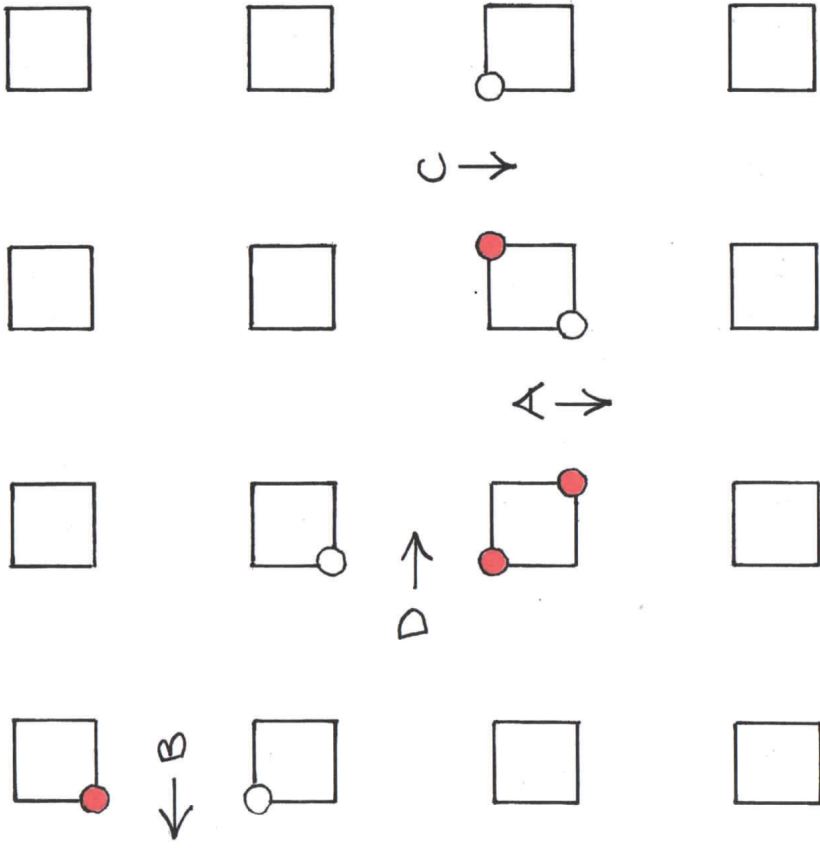
**Animals
Paces
&
Impulsion**

CONES



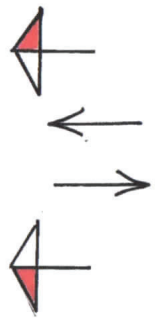
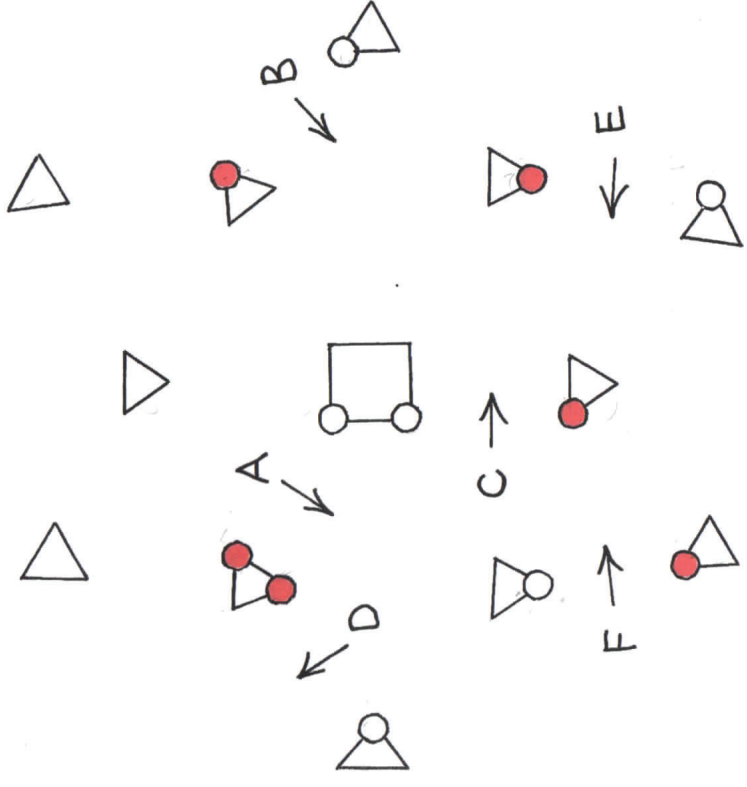


OBSTACLE 1 THE TRIANGLE

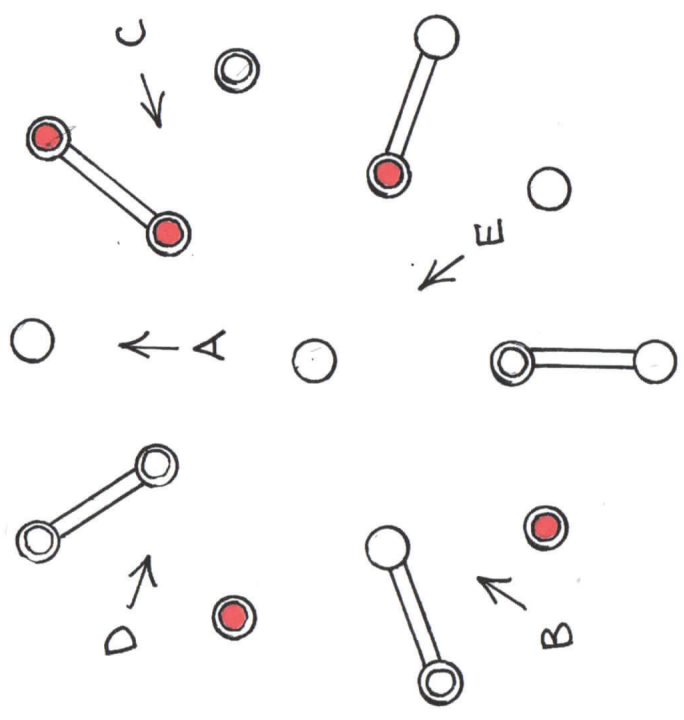


OBSTACLE 2
THE SQUARE

OBSTACLE 4



THE HEXAGON



OBSTACLE 3

THE PENTAGON

